



# Beso (*Varicorhinus beso* Rüppell, 1836) biological parameters to establish management measures in the Geray Reservoir (Ethiopia)

Yirga Enawgaw<sup>1,\*</sup>, Asnaku Bazezew<sup>2</sup>, Ayalew Sisay<sup>2</sup>, Solomon Wagaw<sup>1</sup>, Assefa Wosnie<sup>3</sup>

<sup>1</sup> Department of Biology, Wolkite University, Wolkite 07, Ethiopia

<sup>2</sup> Department of Biology, Debre Markos University, Debre Markos 269, Ethiopia

<sup>3</sup> Department of Biology, Dilla University, Dilla 419, Ethiopia

## Abstract

Geray Reservoir is home to some fish species including *Varicorhinus beso*, *Cyprinus carpio*, *Carasius carasius*, *Oreochromis niloticus*, and *Tilapia randelli*. The *V. beso* is among the top fish-farming species for the reservoir. However, this data on total fish catch showed that the fish population is declining as a result of overexploitation of the stock. The purpose of this study was to set some management measures for the Geray reservoir using some biometric data on the most commonly caught fish—*V. beso*. A total of 170 fish samples (102 females and 68 males) ranging from 21 to 40.2 cm in total length (TL) and 94.6 to 618.4 g in total weight (TW) were gathered between October 2022 and May 2022 using a cast net with a mesh size of 6 cm. Nonetheless, it is thought that the sampling period is sufficient because the fish were spawning more during the month when the data was collected because of the high concentration of nutrients during that time. The overall male-to-female sex ratio in the population was 1:1.5, which differed considerably from the real ratio of 1:1 ( $x^2 = 6.8; p < 0.01$ ). *V. beso* in the Geray reservoir exhibited virtually an isometric growth ( $b = 3$ ) considering the length-weight relationships of males ( $TW = 0.0122TL^{2.993}$ ) and females ( $TW = 0.0114TL^{3.0139}$ ). The *V. beso* had an absolute fecundity (AF) of 2,190 to 11,265 eggs. AF was significantly correlated with TL, TW, and gonad weight ( $p < 0.01$ ). *V. beso*'s reproductive season peaked between November and May, with the gonadosomatic index ranging from 0.02 to 20.12 for females and 0.03 to 5.67 for males. The average *V. beso* condition factors for both sexes were higher than 1, indicating that the fish in the reservoir had properly developed, which may be the result of favorable habitat conditions.

**Keywords:** Fecundity, Geray Irrigation System (GIS), Isometric, Management, Reproductive

## Introduction

*Varicorhinus beso* —an African scarping feeder fish notable

for consuming a range of aquatic invertebrates—is commonly distributed in Ethiopia's Lake Tana basins (Awoke et al., 2015; Gebremedhin et al., 2012; Mengistu et al., 2017). This fish is

Received: Oct 7, 2023 Revised: Nov 29, 2023 Accepted: Dec 26, 2023

\*Corresponding author: Yirga Enawgaw

Department of Biology, Wolkite University, Wolkite 07, Ethiopia

Tel: +251910112329, E-mail: [yirgaenawgaw@yahoo.com](mailto:yirgaenawgaw@yahoo.com)

This is an Open Access article distributed under the terms of the Creative Commons Attribution Non-Commercial License (<http://creativecommons.org/licenses/by-nc/4.0/>) which permits unrestricted non-commercial use, distribution, and reproduction in any medium, provided the original work is properly cited.

Copyright © 2024 The Korean Society of Fisheries and Aquatic Science

used by people in Ethiopia as one of the species with the highest economic value for their food security and income, notably in the Geray reservoir, which is the study's area of interest. This fish is used by people in the Geray reservoir —the study's area of interest —as one of the species with the highest economic value for their food security and income (Dzerzhinskii et al., 2007; Mohammed et al., 2016).

Ethiopia's reservoir fisheries are in jeopardy, notably in the Geray reservoir, as a result of environmental changes brought on by human activities like overfishing and natural disasters like drought (Anteneh et al., 2023b; Anteneh et al., 2023a; Hebano & Wake, 2020). Fisheries management adopts a strategy that satisfies society's food needs without depleting fish supplies by taking into account the economic, social, and biological elements that have an impact on fish stocks (Garcia & Cochrane, 2005). Fish's biological studies are essential tools for management and investigation (Shabir et al., 2023; Tesfaye & Wolff, 2015). A close examination of biological characteristics like length-weight relationships (LWRs), condition factors, fecundity, and spawning seasons in a specific fish species is necessary to comprehend the effects of environmental factors, habitat changes, species interactions, and food availability in the ecosystem (Muluye et al., 2016).

The Geray reservoir in the Gulf of Lake Tana basin is home to some different fish species. *V. beso* is one of the top contenders for the reservoir's commercial fish output (Mohammed et al., 2016). Nevertheless, due to selective exploitation, the fish population is declining. Therefore, establishing fisheries management plans is essential before the fish are all gone. A successful fisheries management plan requires a thorough understanding of the biological characteristics of a particular fish species in its environment. The relevant morphometric and reproductive traits of any fish species noted in the Geray reservoir are unknown. The goal of this research was to evaluate some biological traits of the African scarping fish *V. beso* in the Geray Reservoir to develop a successful fisheries management strategy for the habitat.

## Materials and Methods

### Study area

The study was conducted at the Geray Reservoir in Ethiopia. It is 387 and 180 kilometers away from Addis Ababa, the capital of Ethiopia, and Bahir Dar, the capital of the Amhara National Regional State, respectively. It is situated at 37°26" longitude and 10°60" latitude (Fig. 1). The reservoir was constructed for irrigation needs (Checkol & Alamirew, 2008). The Geray Irrigation

System is the largest investigated (618 hectares) system illustrative of mid-altitude humid climatic conditions in the Amhara regional state of Ethiopia.

The Geray reservoir has a surface area and volume of 10 ha and 106 m<sup>3</sup>, respectively. The typical annual temperature and precipitation at Grey Reservoir are 25.75 °C and 1,350 mm, respectively (Tegegnie, 2015). The reservoir is home to various species of fish. The Common Carp (*Cyprinus carpio*), Beso (*Varicorhinus beso*), Golden fish (*Carasius carasius*), and Tilapia (*Oreochromis niloticus* and *Tilapia randelli*) are the four fish species that are most frequently seen in the Geray reservoir (Mohammed et al., 2016).

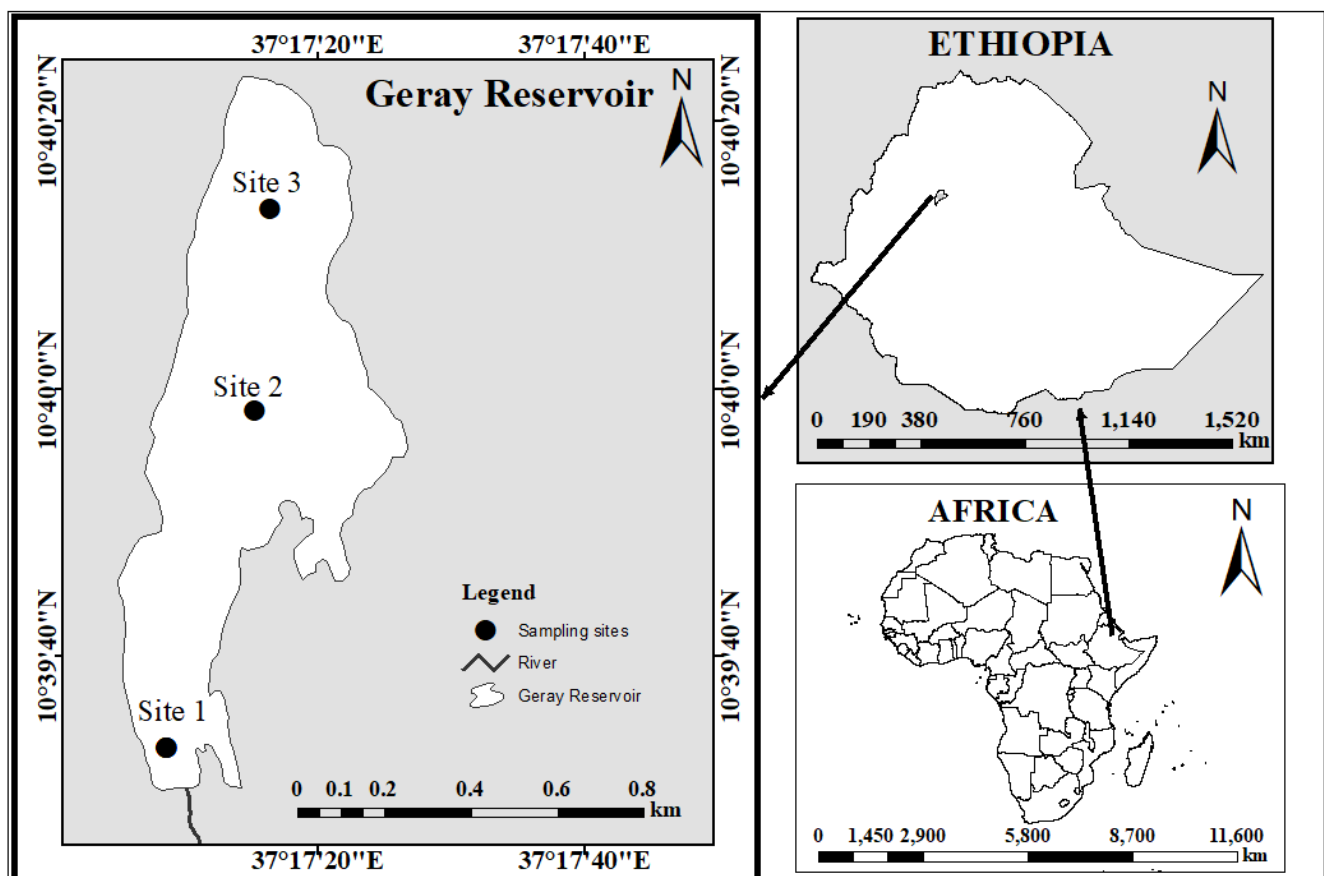
This reconnaissance assessment indicated that the wetland is occasionally encroached upon as a result of agricultural activities losing their natural capacity for filtering and buffering, which raises the silt load from the poorly protected watershed. The sediment loads affect the reservoir's morphology and age, which in turn affects the fish communities in the reservoir, including *V. beso*, the focus of this study.

### Fish collection

Fish samples were taken between October 2022 and May of 2022 from three landing sites on a bimonthly frequency. The sampling sites were characterized based on the level of impairment as highly impaired (inlet site – site 1), less impacted site (pelagic /middle site – site 2), and a moderate level of impacted (outlet site –site 3) (Fig. 1). Fish were collected using cast nets with a mesh size of 6, 8, 10, and 12 cm. Because the fish is dangerously overfished, we employed various mesh-size nets to gather fish of all sizes without using selectivity to obtain a sufficient sample size (fish).

### Morphometric measurements and establishments

The total length (TL in cm) and total weight (TW in gram (g)) of each fish specimen were measured using a normal ruler (48" model hinges at 24") verified against a Vernier caliper to the nearest 0.1 cm and a sensitive digital balance (Model CY510, Citizen, Tokyo, Japan) with a 0.01 g precision, respectively. The LWR equation  $W = aL^b$  was used to estimate the relationship between the weight (g) of the fish and its TL (cm) (Bolarinwa & Popoola, 2013). The sex of the fish species was determined using the approach recommended by Peña-Mendoza et al. (2005). The fecundity (number of eggs) in the matured female fish was estimated using a gravimetric approach (Bagenal, 1978). The relationship between fecundity and TL and weight of the fish and



**Fig. 1.** Map of Geray Reservoir and fish sampling sites.

their gonad weight (GW) was determined using least squares regression. The spawning season was determined using monthly gonadosomatic index (GSI) changes and the percentage of fish with ripe gonads by Hossain et al. (2017). The well-being of *V. beso* was determined by using the Fulton condition factor (FCF) (Bagenal & Tesch, 1978). The fish captured using various mesh sizes were subjected to the same analysis.

#### Data analysis

Data analysis was done using IBM SPSS Statistics 20. The statistical significance of the regression model, LWRs, was evaluated using ANOVA. The isometric growth ( $b = 3$ ) and  $b$  predictions for the fish were compared to see if they were statistically substantially different from one another. The significance of the sex ratio and the condition factor were compared between the sexes using the  $\chi^2$ -test. The effectiveness of a linear regression model's result predictions was measured using the coefficient of determination ( $r$ ).

## Results

#### Sex ratio

In the study, a total of 170 fish samples ranging from 21 to 40.2 cm in TL and 94.6 to 618.4 g in TW were collected throughout the collection periods from all sampling sites. When it came to mesh size, there was a significant difference across sampling sites ( $p < 0.05$ ). Using 10 cm and 12 cm mesh size nets, the largest number of fish samples ( $n = 122$ , approximately 70%) were taken at site 3, where there was fairly good macrophyte coverage alongside the watershed. The study demonstrated that in the Geray reservoir, *V. beso* females outnumbered males. 60% of the fish that were gathered were female, and 40% were male. Across the sampling months, the sex ratio fluctuated considerably ( $t$ -test;  $p < 0.05$ ). In December (1:1.3) and March (1:4), females significantly outnumbered males ( $p < 0.01$ ). Almost equal proportions of males and females were observed in the rest of the sampling months. The overall sex ratio of males to females

(1:1.5) of the population when tested statistically showed a significant difference ( $\chi^2 = 6.8$ ;  $p < 0.01$ ) from the anticipated 1:1 female to male ratio (Table 1).

**Length-weight relationships (LWRs)**

It was discovered that the relationships between TL and TW for *V. beso* were strongly curvilinear, with a regression equation of  $TW = 0.0144TL^{3.0149}$ . The curve-shaped LWRs of the male and female *V. beso* in the Geray reservoir ( $TW = 0.0122TL^{2.993}$  and  $TW = 0.0114TL^{3.0139}$ , respectively) revealed the regression equation's projected line to be the best fit for the data (Table 2). Both the male (0.9301; Fig 2) and female (0.928; Fig 3) *V. beso* exhibited  $r^2$  values that were close to 1, indicating a strong link between the LWRs of the two sexes. LWRs demonstrated that the slope (b) for *V. beso* was 3.0149, which was statistically considerably closer to the isometric growth value of fish ( $b = 3$ ) ( $p < 0.01$ ) (Fig. 4).

**Fecundity**

112 mature fish species (TL: 21.8–40.2 cm; TW: 312–618 g)

**Table 1. The number of female and male and their sex ration (female: male) of *Varicorhinus beso* in monthly collected from Geray reservoir during the study period (2022)**

Sampling months	Male	Female	Sex ratio (male: female)	$\chi^2$	Sig.
October	5	11	1:2.2	2.25	ns
November	13	18	1:1.38	0.81	ns
December	7	21	1:3	7.0	*
January	11	9	1:0.82	0.2	ns
February	5	11	1:2.2	2.25	ns
March	3	12	1:4	5.4	**
April	11	6	1:0.55	1.47	ns
May	13	14	1:1.08	0.04	ns
Total	68	102	1:1.5	6.8	**

\*  $p < 0.05$ ; \*\*  $p < 0.01$ .  
ns, statistically not significant ( $p > 0.05$ ).

**Table 2. Length-weight relationship of male and female *Varicorhinus beso* based on their sex category in Geray reservoir**

Fish species	Sex	N	Regression equation	$R^2$	Sig.
<i>V. beso</i>	Male	68	$TW = 0.0122TL^{2.993}$	0.9301	**
	Female	102	$TW = 0.0114TL^{3.0139}$	0.928	**

\*\*  $p < 0.01$ .  
TW, total weight; TL, total length.

from populations of *V. beso* were taken into account for the fecundity estimation. *V. beso* had absolute fecundity (AF) that varied from 2,190 to 11,265 eggs. AF was strongly correlated with TL, TW, and GW (ANOVA;  $p < 0.05$ ). However, AF exhibited a greater correlation with GW than TL or TW. Given that the relationship between fecundity and TW had a higher R-value than the relationship between fecundity and TL; it suggests that TW was a stronger predictor of fecundity in this study than TL. There is also a good correlation between length and weight.

**Spawning seasons**

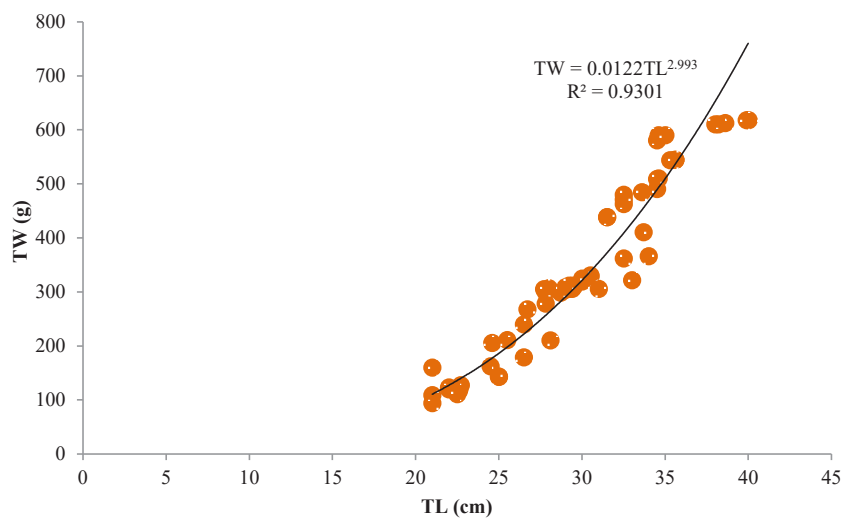
*V. beso* had a GSI that varied from 0.03 to 5.67 (male) and 0.02 to 20.12 (female). GSI revealed monthly significant variation in both males and females ( $t$ -test;  $p < 0.05$ ). Males had high GSI in November and December, while females had high GSI in November, December, and May (Fig. 5). Peak GSI of male (5.67) and female (20.12) *V. beso* was seen in November. *V. beso* had lower GSI values, which were noted in February and March for both sexes (Fig. 5). Monthly GSI estimations showed that the mature captive *V. beso* population becomes ready to spawn twice, from November to December and April to May, with the peak spawning periods occurring in December. Except for February and March, considerable *V. beso* population (nearly 90%) was bred from May through December (Fig. 5).

**Condition Factor**

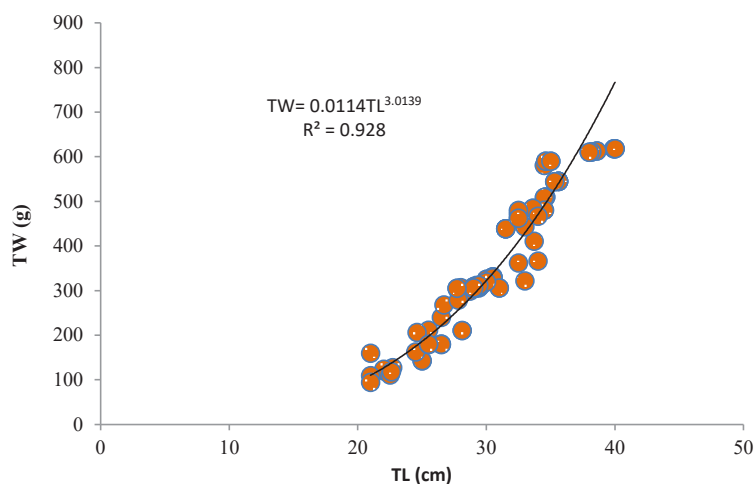
The FCF of *V. beso* did not significantly vary between sexes ( $p > 0.05$ ). However, the mean FCF of females ( $1.48 \pm 0.13$ ) was slightly higher than males ( $1.23 \pm 0.09$ ) (Table 3). The FCF of both males and females *V. beso* varied significantly among the sample months ( $t$ -test;  $p < 0.001$ ). FCF values are typically poor during the spawning period (November, December, April, and May). The mean FCF values of *V. beso* in this study for both sexes are greater than 1, suggesting the studied species is in a condition of good health.

**Discussion**

The study claims that because of excessive exploitation and inefficient fisheries management (Anteneh et al., 2023b), *V. beso* in the Geray reservoir is declining. A sex bias exists in the study reservoir, where female *V. beso* significantly outnumber males. Sexual segregation during spawning, behavioral distinctions between the sexes, and fishing location could all contribute to this sex bias in the study reservoir. The sex gap may be affected



**Fig. 2.** Length-weight relationship for male *Varicorhinus beso* in Geray Reservoir. TW, total weight; TL, total length.



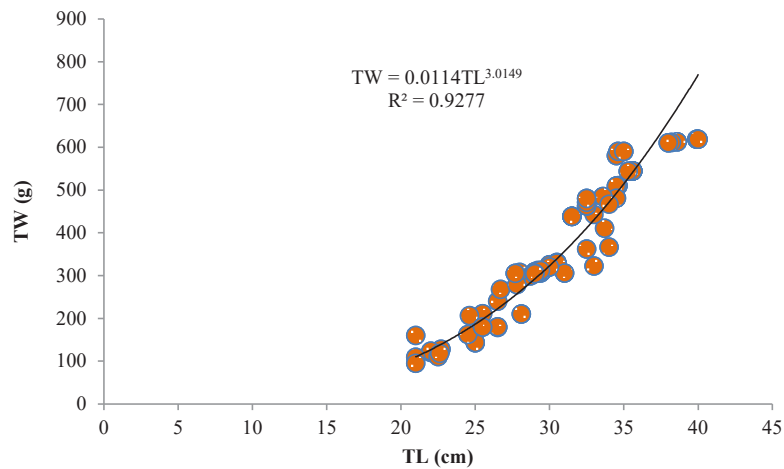
**Fig. 3.** Length-weight relationship for female *Varicorhinus beso* in Geray Reservoir. TW, total weight; TL, total length.

by a variety of factors, such as migration patterns, gender-based mortality disparities, and other behaviours (Anteneh et al., 2023a; Engdaw, 2023; Wagaw et al., 2022).

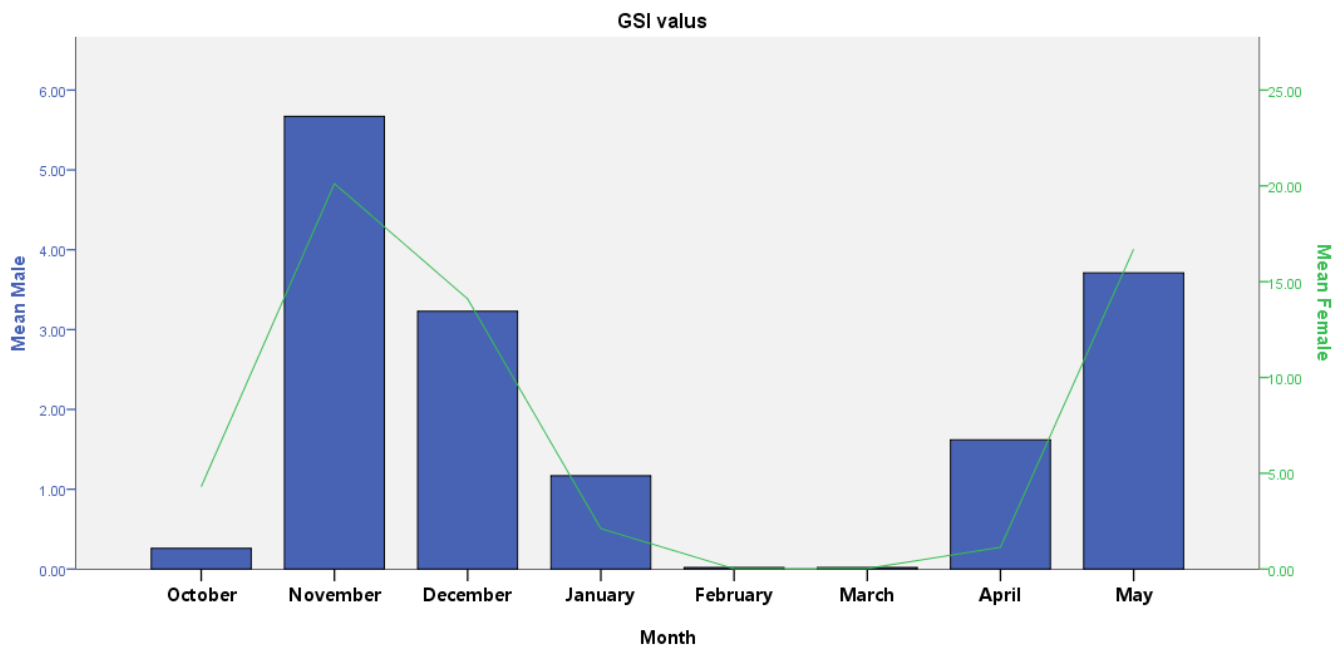
In most of the samples used in this study, males are larger than females. The start of sexual maturity is one factor that might be to blame for size disparities (Admassu et al., 2015). Because they spend more energy on reproduction than males do, females grow more slowly than males do. Because they produce sex reversal and make males grow larger, high water temperatures may also be linked to larger males (Peterson et al., 2005). It's also possibly because of intraspecific segregation between

the two sexes.

The coefficient (b) values of *V. beso* in the study reservoir fell within the range of b values (2–4) for fishes in general and tropical fishes in particular ( $b = 2.5 - 3.5$ ) (Gayanilo & Pauly, 1997). Many researchers have presented thorough isometric and allometric descriptions of the growth patterns of *V. beso* from various sources of water. The slope of the regression line for *V. beso* showed an isometric growth pattern, where the fish's shape and specific gravity do not change as it increases in size. *V. beso*'s isometric growth in the Geray reservoir demonstrated that it was growing adequately and that this was likely due to



**Fig. 4.** Length-weight relationship for combined (male and female) *Varicorhinus beso* in Geray Reservoir. TW, total weight; TL, total length.



**Fig. 5.** Monthly gonadosomatic index of male (left side-blue) and female (right side-green) *Varicorhinus beso* in Geray reservoir. GSI, gonadosomatic index.

the fish’s ability to tolerate pollution or suitable environmental circumstances (Engdaw, 2023). Nevertheless, further research is required to fully understand this theory explaining why fish can tolerate pollution if they are growing isometrically.

It is important to understand fish fecundity to assess fish stock potential and existing fisheries management (Flowra et

al., 2012). In the Geray reservoir, the fertility rate of *V. beso* was comparable to that of *Barbus* species discovered by Omer (2010) at the head of the Ethiopian Blue Nile. In comparison to other cyprinids such as *Barbus grypus* (16,000–235,784 eggs), *Labeo senegalensis* (12,948–74,832 eggs), and *Labeo parvus* (8,723–124,363 eggs), lower fecundity was discovered in this study



**Table 3. The monthly Fulton's condition factors (k-factor) for males and females of each species of fish that were evaluated throughout the current study period (2022) in Geray Reservoir**

	Male	Female
October	1.12	1.6
November	1.11	1.6
December	1.3	1.1
January	1.8	1.3
February	1.2	2.1
March	1.1	1.8
April	1.1	1.2
May	1.1	1.1
Average	1.23 ± 0.09	1.48 ± 0.13

(Weil et al., 2013). This variance might be caused by variations in genetic diversity and nutritional accessibility (Teshome et al., 2015). Fish species with these interactions grow quickly (Weil et al., 2013). For the advancement of aquaculture, such a quality is crucial. Offem & Ayotunde (2008) contend that unstable conditions are characterized by fertility, quick development, and early maturation. For *V. beso*, this was conceivably apparent in the Geray reservoir.

The biology of fish spawning is studied using a coefficient called the GSI (Tagarao et al., 2020). The GSI values found in this study indicated that female had greater GSI values than male. This was due to the ovaries weighing more when eggs were present. In contrast to males, it was discovered that GSI was strongly correlated with the overall length, weight, and stage of gonad maturation of females. This may be caused by the size difference between male and female gonads. The GSI showed that both males and females have monthly fluctuation. The availability of food and the habitat's year-round warmth may be to blame for the fish's seasonality in the reproductive period. This study established that the adult captive *V. beso* population in the Geray reservoir is capable of spawning twice, in November through December and April through May, with December having the highest spawning rates. The ideal period for the reproduction of *Barbus* sp. in Ethiopia is dependent on external environmental conditions such as rainfall, pH, and turbidity (Mohammed Yesuf et al., 2023).

One of the most popular morphometric indices is Fulton's condition factor, sometimes known as the "K-factor" and calculated as the ratio of body mass to the cube of length (Batubara et al., 2019). Comparing individual fish of the same length that

are either male or female, but only if the female is gravid (carrying eggs), reveals that females typically have a higher k-factor than males do. This is a result of female gonads being larger than male gonads because they contain more eggs. During the spawning season (November, December, April, and May), K-factor values are frequently low. This might be the result of mouthbrooding during the breeding season, which results in famine and a lack of food. Fish frequently reduce their eating activity and use up their lipid reserves while spawning, which lowers the K-factor (Lizama & Ambrosio, 2002). The condition factor is an indicator of the spawning period, since during spawning this factor is low, the fish uses these muscle reserves during spawning period. In this study, the mean k-factor values of *V. beso* for both sexes are larger than 1, and these values imply that the studied species is in good health. This might be brought on by the availability of food, a suitable habitat, and other environmental factors.

## Conclusion

Due to intense anthropogenic pressures and invasions by invasive alien species, the structure of the fish community in the Geary reservoir has lately undergone substantial changes. The African scrape feeder *V. beso* in the Geray reservoir biological characteristics was originally described in this study. Future fisheries management for fish caught from the Geray reservoir may benefit from the data supplied.

## Competing interests

No potential conflict of interest relevant to this article was reported.

## Funding sources

Not applicable.

## Acknowledgements

The authors are grateful to Debre Markos University for helping us with the lab work. We also want to thank the communities in the Geray Reservoir watershed for their kind responses to our questions.

## Availability of data and materials

Upon reasonable request, the datasets of this study can be available from the corresponding author.

### Ethics approval and consent to participate

This study conformed to the guidance of animal ethical treatment for the care and use of experimental animals.

### ORCID

Yirga Enawgaw <https://orcid.org/0000-0001-6146-7294>  
 Solomon Wagaw <https://orcid.org/0000-0001-6656-3832>  
 Assefa Wosnie <https://orcid.org/0000-0002-8440-8649>  
 Ayalew Sisay <https://orcid.org/0000-0002-9804-0363>  
 Asnaku Bazezew <https://orcid.org/0009-0007-7504-1703>

### References

- Admassu D, Abera L, Tadesse Z. The food and feeding habits of African catfish, *Clarias gariepinus* (Burchell), in lake Babogaya, Ethiopia. *Glob J Fish Aquac*. 2015;3:211-20.
- Anteneh YE, Mamo SW, Tilahun MA. Fisheries in Lake Tinishu Abaya (Ethiopia) could be managed using dietary nature of Nile tilapia (*Oreochromis niloticus* L. 1757). *Fish Aquat Sci*. 2023a;26:491-9.
- Anteneh YE, Mamo SW, Yisheber AW, Seyneh DT. Current fishery status in Ethiopian reservoirs: challenges and management. *Fish Aquat Sci*. 2023b;26:305-17.
- Awoke T, Mingist M, Getahun A. Some aspects of the biology of dominant fishes in blue Nile River, Ethiopia. *Int J Fish Aquat Stud*. 2015;3:62-7.
- Bagenal TB. Aspects of fish fecundity. *Ecol Freshw Fish Prod*. 1978;75-101.
- Bagenal TB, Tesch FW. Age and growth. In: Bagenal T, editor. *Methods for assessment of fish production in fresh waters*. IBP handbook no. 3. 3rd ed. Oxford: Blackwell; 1978. p. 101-36.
- Batubara AS, Muchlisin ZA, Efizon D, Elvyra R, Irham M. Length-weight relationships and condition factors of the naleh fish, *Barbonymus gonionotus* (Pisces, Cyprinidae) harvested from Nagan Raya Waters, Indonesia. *Vestn Zool*. 2019;53:75-82.
- Bolarinwa JB, Popoola Q. Length-weight relationships of some economic fishes of Ibeshe waterside, Lagos Lagoon, Nigeria. *J Aquac Res Dev*. 2013;5:1-4.
- Checkol G, Alamirew T. Technical and institutional evaluation of geray irrigation scheme in West Gojjam zone, Amhara region, Ethiopia. *J Spat Hydrol*. 2008;8:3.
- Dzerzhinskii KF, Shkil FN, Abdissa B, Zelalem W, Mina MV. Spawning of large *Barbus* (*Barbus intermedins* complex) in a small river of the Lake Tana basin (Ethiopia) and relationships of some putative species. *J Ichthyol*. 2007;47:639-46.
- Engdaw F. Morphometric relations and diet compositions of Nile tilapia *Oreochromis niloticus* (Linn. 1758) in Lake Tana Gorgora gulf, Ethiopia. *Fish Aquat Sci*. 2023;26:169-80.
- Flowra FA, Nahar DG, Tumpa AS, Tariqul Islam M. Biochemical analysis of five dried fish species of Bangladesh. *Univ J Zool Rajshahi Univ*. 2012;31:9-11.
- Garcia SM, Cochrane KL. Ecosystem approach to fisheries: a review of implementation guidelines. *ICES J Mar Sci*. 2005;62:311-8.
- Gayanilo FC, Pauly D. FAO-ICLARM stock assessment tools (FiSAT). *FAO Comput Inf Ser (Fish)*. 1997;8:262.
- Gebremedhin S, Mingist M, Getahun A, Anteneh W. Spawning migration of *Labeobarbus* spp. (Pisces: Cyprinidae) of Lake Tana to Arno-garno river, Lake Tana Sub-basin, Ethiopia. *SINET Ethiop J Sci*. 2012;35:95-106.
- Hebano AH, Wake AA. Overview of Ethiopian fisheries production system and its challenges in different fish potential area: A review. *Int J Fish Aquat Stud*. 2020;8:148-56.
- Hossain MY, Hossen MA, Khatun D, Nawer F, Parvin MF, Rahman O, et al. Growth, condition, maturity and mortality of the Gangetic leaf fish *Nandus nandus* (Hamilton, 1822) in the Ganges river (Northwestern Bangladesh). *Jordan J Biol Sci*. 2017;10:57-62.
- Lizama MDLAP, Ambrósio AM. Condition factor in nine species of fish of the Characidae family in the upper Paraná River floodplain, Brazil. *Braz J Biol*. 2002;62:113-24.
- Mengistu AA, Aragaw C, Mengist M, Goshu G. The fish and the fisheries of Lake Tana. In: Stave K, Goshu G, Aynalem S, editors. *Social and ecological system dynamics: characteristics, trends, and integration in the Lake Tana basin, Ethiopia*. Cham: Springer; 2017. p. 157-77.
- Mohammed B, Tewabe D, Zelalem W, Melaku A. Physical, chemical, biological properties and fish species type of Geray reservoir, -W/Gojjam zone, Ethiopia. *Int J Aquac Fish Sci*. 2016;2:008-011.
- Mohammed Yesuf B, Getahun A, Mengistou S, Wilson G, Anteneh W, Abera W. Time-series ARIMA modelling of the *Labeobarbus* spp (Cyprinidae) fishery in water hyacinth-infested and non-infested sites in Lake Tana, Ethiopia. *J Freshw Ecol*. 2023;38:2216218.
- Muluye T, Tekle-Giorgis Y, Tilahun G. The extent of immature fish harvesting by the commercial fishery in Lake Hawassa, Ethiopia. *Momona Ethiop J Sci*. 2016;8:37-49.



- Offem BO, Ayotunde EO. Toxicity of lead to freshwater invertebrates (water fleas; *Daphnia magna* and *Cyclop* sp) in fish ponds in a tropical floodplain. *Water Air Soil Pollut.* 2008;192:39-46.
- Omer M. Diversity, relative abundance and biology of fishes in the head of Blue Nile river, Blue Nile basin, Ethiopia [M.S. thesis]. Ethiopia: Bahir Dar University; 2010.
- Peña-Mendoza B, Gómez-Márquez JL, Salgado-Ugarte IH, Ramírez-Noguera D. Reproductive biology of *Oreochromis niloticus* (Perciformes: Cichlidae) at Emiliano Zapata dam, Morelos, Mexico. *Rev Biol Trop.* 2005;53:515-22.
- Peterson SA, Van Sickle J, Hughes RM, Schacher JA, Echols SF. A biopsy procedure for determining filet and predicting whole-fish mercury concentration. *Arch Environ Contam Toxicol.* 2005;48:99-107.
- Shabir U, Dar JS, Bhat AH, Nazir R, Ameen F. The hidden world of fish fungal pathogens: molecular identification and phylogenetic analysis in common carp, *Cyprinus carpio*. *Arch Microbiol.* 2023;205:311.
- Tagarao SM, Solania CL, Jumawan JC, Masangcay SG, Calagui LB. Length-weight relationship (LWR), gonadosomatic index (GSI) and fecundity of *Johnius borneensis* (Bleeker, 1850) from lower Agusan river basin, Butuan city, Philippines. *J Aquac Res Dev.* 2020;11:598.
- Tegegnie ME. Preliminary survey of Geray reservoir, Amhara National Regional State, West Gojjam, Jabitehnan Woreda, Ethiopia: focus on wetland management. *J Coast Life Med.* 2015;3:307-11.
- Tesfaye G, Wolff M. Stock assessment of fishery target species in Lake Koka, Ethiopia. *Rev Biol Trop.* 2015;63:755-70.
- Teshome G, Getahun A, Mengist M, Hailu B. Some biological aspects of spawning migratory *Labeobarbus* species in some tributary rivers of Lake Tana, Ethiopia. *Int J Fish Aquat Stud.* 2015;3:136-41.
- Wagaw S, Mengistou S, Getahun A. Diet composition and feeding habits of *Oreochromis niloticus* (Linnaeus, 1758) in Lake Shala, Ethiopia. *Fish Aquat Sci.* 2022;25:20-30.
- Weil C, Lefèvre F, Bugeon J. Characteristics and metabolism of different adipose tissues in fish. *Rev Fish Biol Fish.* 2013;23:157-73.